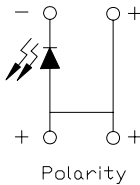
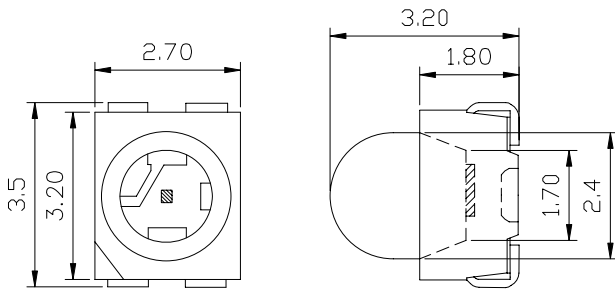


Date	Spec. Number	Ver.
2007/10/1	TS-091-00	PRELIMINARY

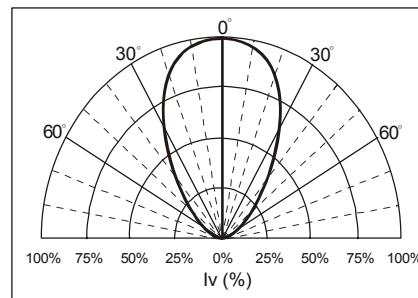
## Device Selection Guide

Part Number EOS-	Luminous Intensity $I_v(\text{mcd}) @ I_F = 50\text{mA}$	Viewing Angle $2\theta_{1/2}$	Dominant Wavelength $\lambda_D(\text{nm}) @ I_F = 50\text{mA}$	Forward Voltage $V_F(\text{V}) @ I_F = 50\text{mA}$		$I_R(\mu\text{A}) @ V_R = 5\text{V}$
	Typ.	Typ.	Typ.	Typ.	Max.	Max.
8BYYCR0-KK	2500	70°	590	2.1	2.75	10

## Package Dimensions



## Beam Pattern



Note:

- All dimensions are in millimeter.
- Tolerance is  $\pm 0.20\text{mm}$  unless otherwise note.
- Specifications are subject to be changed without notice.

## Absolute Maximum Ratings at $T_A = 25^\circ\text{C}$

Parameter	Symbol	Maximum Value	USER---APPROVED
Average Forward Current	$I_F$	70mA	
Peak Forward Current <sup>[a]</sup>	$I_{\text{peak}}$	100mA	
Reverse Voltage	$V_R$	5V	
Power Dissipation	$P_D$	192.5mW	
Operating Temperature Range	$T_{\text{OPR}}$	$-40^\circ\text{C} \sim +85^\circ\text{C}$	
Storage Temperature Range	$T_{\text{STO}}$	$-40^\circ\text{C} \sim +100^\circ\text{C}$	
Lead Soldering Temperature	$T_{\text{SOL}}$	$260^\circ\text{C} / 5\text{ seconds}$	

Notes: [a]  $t_p \leq 10 \mu\text{s}$ , Duty Cycle = 0.005

### Headquarters

5F, No. 1, Creation Road II, Hsinchu Science Park,  
Hsinchu, Taiwan 300, R.O.C.

Tel : 886-3-5679000 Fax : 886-3-5679999

http://www.eoi.com.tw E-mail : Service@eoi.com.tw

### U.S. Office

1400 W. Lambert Road, Suite B,  
Brea, CA92821, U.S.A

Tel : 1-562-694-1246 Fax : 1-562-691-3087

http://www.eoi-us.com E-mail : Sales@eoius.com

