

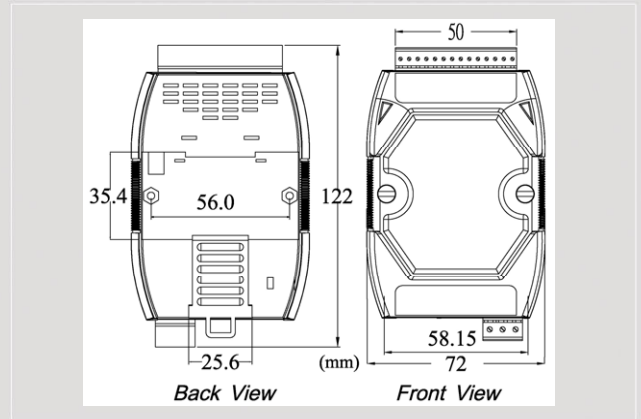


M-Bus Series Products

RS-232/422/485 to M-Bus Converter



I-7590



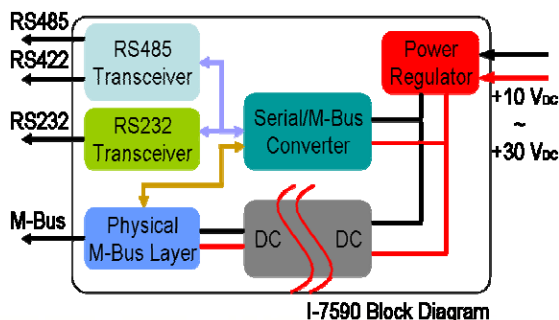
Dimensions

The M-Bus ("Meter-Bus") is a European standard for remote reading of meters. It is usable for most types of consumption meters as well as for various sensors and actuators. The I-7590 is specially designed for M-Bus slave device. It offers RS-232, RS-422 and RS-485 three kinds of communication way. On hardware the I-7590 has two rotary switches for serial port and M-Bus port baud rate. On communication the I-7590 uses transparent communication. Through these two designs, it is easy to communicate with any standard M-Bus slave.

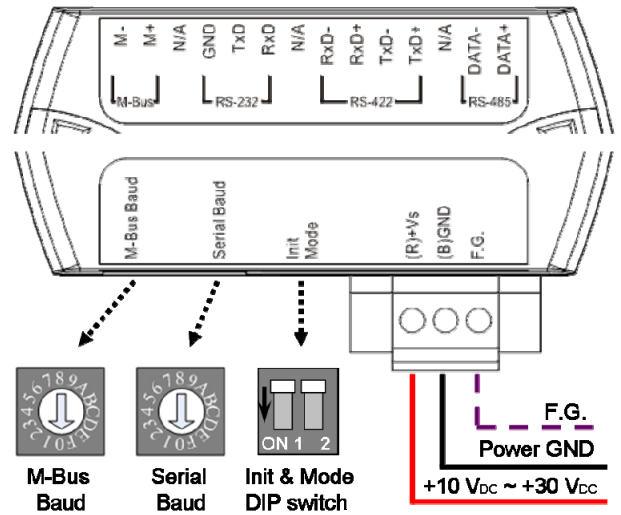
Features

- Baud rate: Adjustable by rotary switch from 300 to 115200 bps, and provides 6 kinds for user-defined
- Serial baud and M-Bus baud are each independently
- Default serial port data format: Data bit 8, Parity none, Stop bit 1
- Default M-Bus port data format: Data bit 8, Parity even, Stop bit 1
- Support up to 100 M-Bus slaves
- ±4kV ESD protection
- Short-circuit protection on the M-Bus
- Update firmware from serial port
- Provide PWR, MTX and MRX 3 LED indicators
- Watchdog inside
- Use transparent communication

Block Diagram



Pin Assignments



Rotary switch & DIP switch Selection

Switch Value	0	1	2	3	4	5
Baud [bps]	300	600	1200	2400	4800	9600
Switch Value	6	7	8	9	A~F	
Baud [bps]	19200	38400	57600	115200	User-defined	

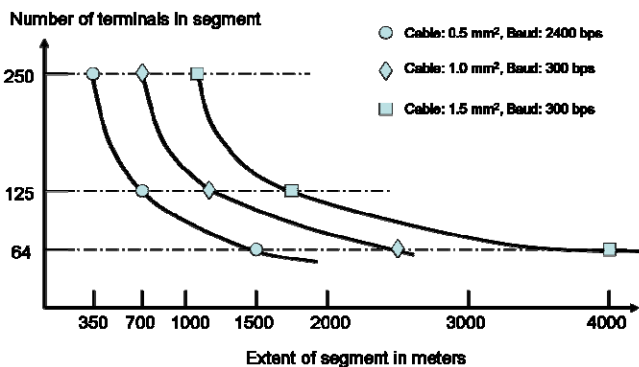
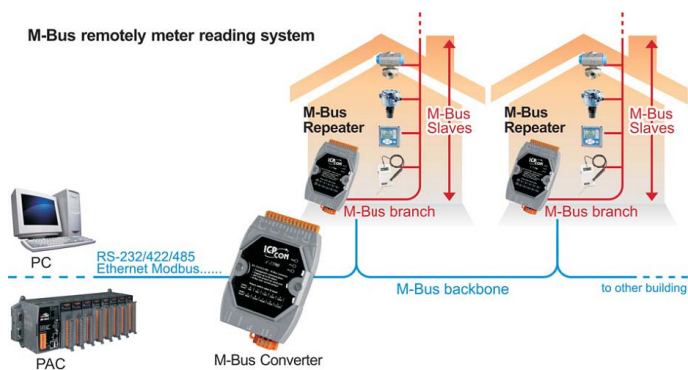


1 Init	2 Mode	Description
OFF	OFF	Run Firmware
OFF	ON	Configure
ON	OFF	Update Firmware

Hardware Specifications

M-Bus Interface	
Channel number	1
Baud Rate (bps)	300 to 115200 bps and user-defined baud (selected by rotary switch and utility tool)
Data bit	5, 6, 7, 8
Stop bit	1, 2
Parity	None, Even, Odd, Space, Mark
Isolation	3750 Vrms for photo-couple
Current Protection	Short-circuit protection
UART Interface	
Channel number	1, RS-232 / RS-422 / RS-485 (can't be used simultaneously)
Baud Rate (bps)	Adjustable M-Bus bus baud rate from 300 bps to 115200 bps or configurable user-defined baud rate
Data bit	5, 6, 7, 8
Stop bit	1, 2
Parity	None, Even, Odd, Space, Mark
Bias Resistor	Adjustable by switch for RS-422 and RS-485
LED	
LED Display	PWR: Power Indicator MTX: M-Bus Data Transmitted Indicator MRX: M-Bus Data Received Indicator
Hardware	
Module Watchdog	Watchdog IC (0.8 seconds)
ESD Protection	Contact ± 4 kv class B
Power	
Power supply	Unregulated +10 ~ +30 VDC
Protection	Power reverse polarity protection, Over-voltage protection
Power Consumption	1.8 W @ 24 VDC (with 1 slave device), 11.8 W @ 24 VDC (with 100 slave devices)
Mechanism	
Installation	DIN-Rail
Dimensions	72mm x 122mm x 33mm (W x L x H)
Environment	
Operating Temperature	-25 to 75 °C
Storage Temperature	-30 to 80 °C
Humidity	10 to 90% RH, non-condensing

Applications



Ordering Information

I-7590 CR

RS-232 / RS-422 / RS-485 to M-Bus Convertor (RoHS)