

SMD Power Inductors

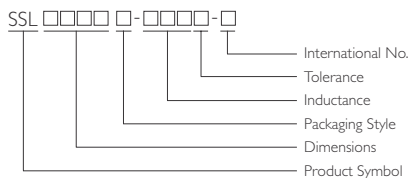
SSL0810 Series



Features

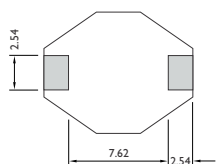
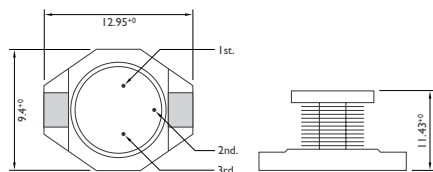
- High energy storage and very low resistance.
- Smallest size and high performance

PRODUCT IDENTIFICATION



- Packaging: T : Tape and Reel
- Tolerance: M: $\pm 20\%$
- Note: YAGEO will start to release SSL Series inductors with lead-free terminals which meet SONY SS-00259's criteria for lead-free product in Q2 of 2004, and YAGEO Internal No will be changed to "IN" as identification. Ex. SSL04LP-IR2M-N

SHAPES AND DIMENSIONS



Dimensions : mm

For SSL series provide excellent current carrying capabilities in a small footprint. They have a flat top for reliable pick and place operations and features robust temperature deflection. In addition to the standard versions shown here, custom inductors are available to meet your exact requirement.

Applications

- Notebook computers, Sep-up and step-down converters
- Flash, memory programmers. Etc...

ELECTRICAL CHARACTERISTICS

PART NO.	INDUCTANCE ($\mu\text{H} \pm 20\%$) *	SRF (MHz)	DC RESISTANCE (Ω^{+0})	Isat ** (A)	I _{rms} *** (A)
SSL0810T-100M-S	10	22	0.04	8.0	3.5
SSL0810T-150M-S	15	18	0.05	7.0	3.0
SSL0810T-220M-S	22	11	0.07	5.5	2.5
SSL0810T-330M-S	33	9	0.08	4.0	2.0
SSL0810T-470M-S	47	8	0.11	3.8	1.6
SSL0810T-680M-S	68	7	0.17	3.0	1.2
SSL0810T-101M-S	100	5	0.22	2.5	1.2
SSL0810T-151M-S	150	4	0.34	2.0	0.9
SSL0810T-221M-S	220	3.5	0.44	1.6	0.7
SSL0810T-331M-S	330	2.5	0.70	1.2	0.6
SSL0810T-471M-S	470	2	0.95	1.0	0.3
SSL0810T-681M-S	680	2	1.2	1.0	0.2
SSL0810T-102M-S	1000	1.5	2.0	0.8	0.1

* Inductance Tested at 0.1 Vrms, 100 KHz

** Inductance Drop = 10% Typ. at Isat.

*** $\Delta T = 40^\circ\text{C}$ Rise Typ at I_{rms}.Operating Temperature Range -40°C to $+85^\circ\text{C}$